

وَإِذَا حَكَمْتُمْ بَيْنَ النَّاسِ أَنْ تَحْكُمُوا بِالْعَدْلِ

And When You Judge Between People You Judge With Justice





PESHAWAR HIGH COURT  
PESHAWAR



# ANNUAL JUDICIAL PERFORMANCE OF PESHAWAR HIGH COURT AND DISTRICT JUDICIARY

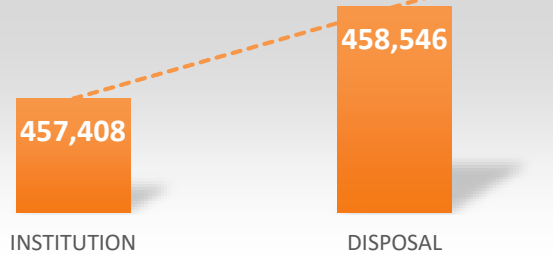
DURING

1ST PERFORMANCE YEAR  
(SEPTEMBER 2018- AUGUST 2019)

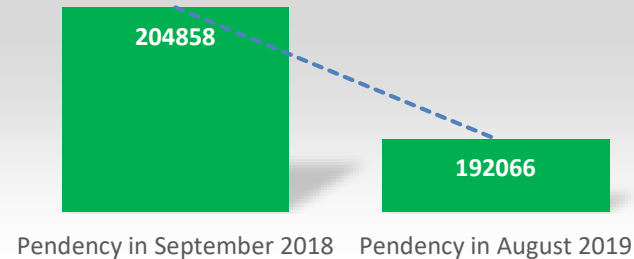


## ANNUAL PERFORMANCE OF DISTRICT JUDICIARY (SEP 2018–AUG 2019)

TOTAL INSTITUTION AND DISPOSAL FOR ANNUAL YEAR (SEP 18-AUG 19) - DISTRICT JUDICIARY...



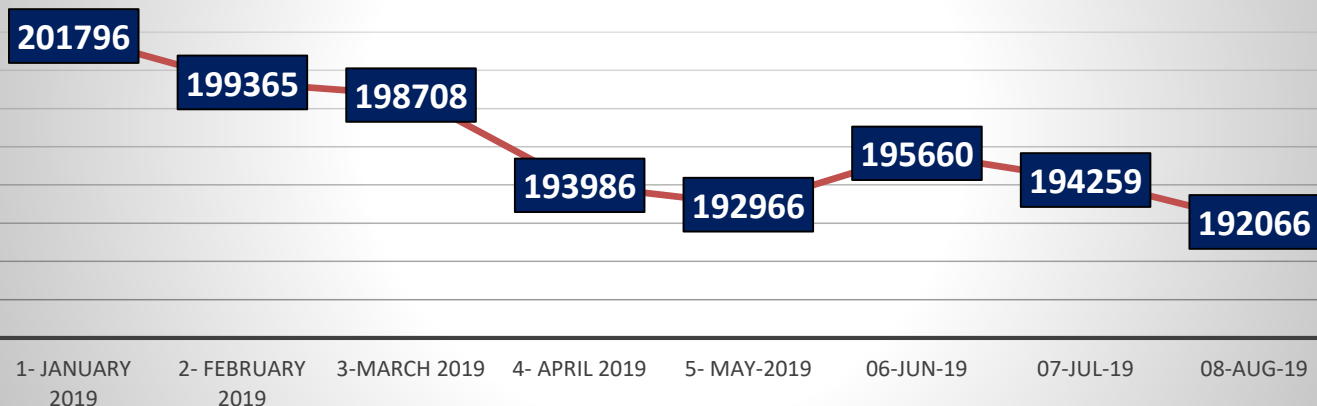
Pendency Trend in District Judiciary of Khyber Pakhtunkhwa excluding NMDs from September-18 to August-19- (Excluding NMDs)



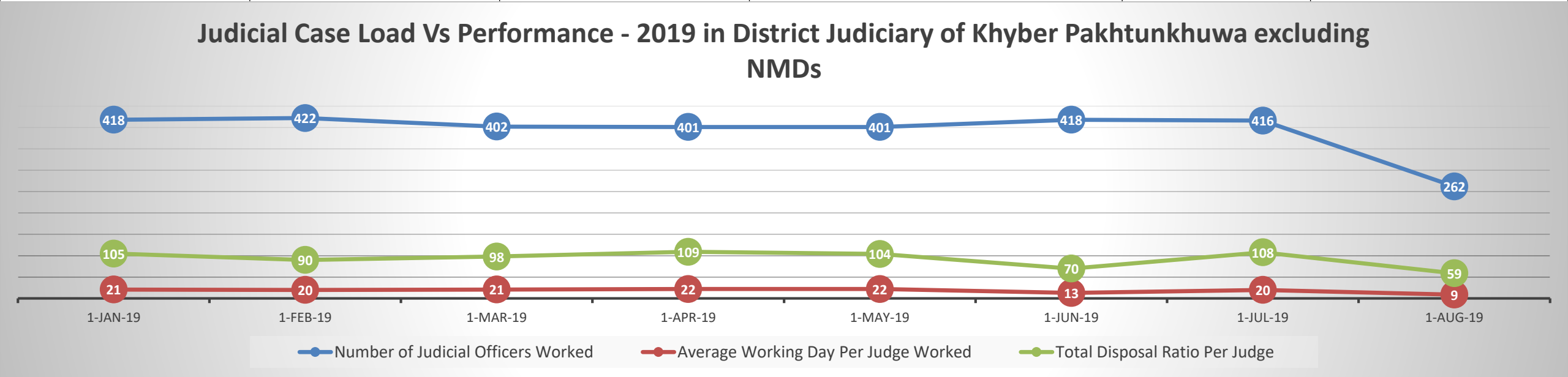
### Institution and Disposal from September 2018 to August 2019, District Judiciary Khyber Pakhtunkhwa- Excluding NMDs

	MONTHS	INSTITUTION	DISPOSAL
QUARTER R 1	September-18	42,940	37,042
	October-18	43,663	45,647
	November-18	40,265	44,947
QUARTER R 2	December-18	33,166	34,515
	January-19	44,514	43,895
	February-19	37,367	38,135
QUARTER R 3	March-19	39,718	39,509
	April-19	41,700	43,592
	May-19	39,443	41,888
QUARTER R 4	June-19	31,451	29,230
	July-19	46,898	44,797
	August-19	16,283	15,349
	<b>Grand Total</b>	<b>457,408</b>	<b>458,546</b>

### Pendency at the end of Month excluding NMDs- Month Wise in 2019



Judicial Case Load Vs Performance - 2019 in District Judiciary of Khyber Pakhtunkhwa excluding NMDs					
Month	Total Institutions	Total Disposed Cases	Number of Judicial Officers Worked	Average Working Day Per Judge Worked	Total Disposal Ratio Per Judge
1- January 2019	44514	43895	418	21	105
2- February 2019	37367	38135	422	20	90
3-March 2019	39718	39509	402	21	98
4- April 2019	41700	43592	401	22	109
5- May-2019	39443	41888	401	22	104
06-June-19	31451	29230	418	13	70
07-July-19	46971	44893	416	20	108
08-August-19	16283	15349	262	9	59

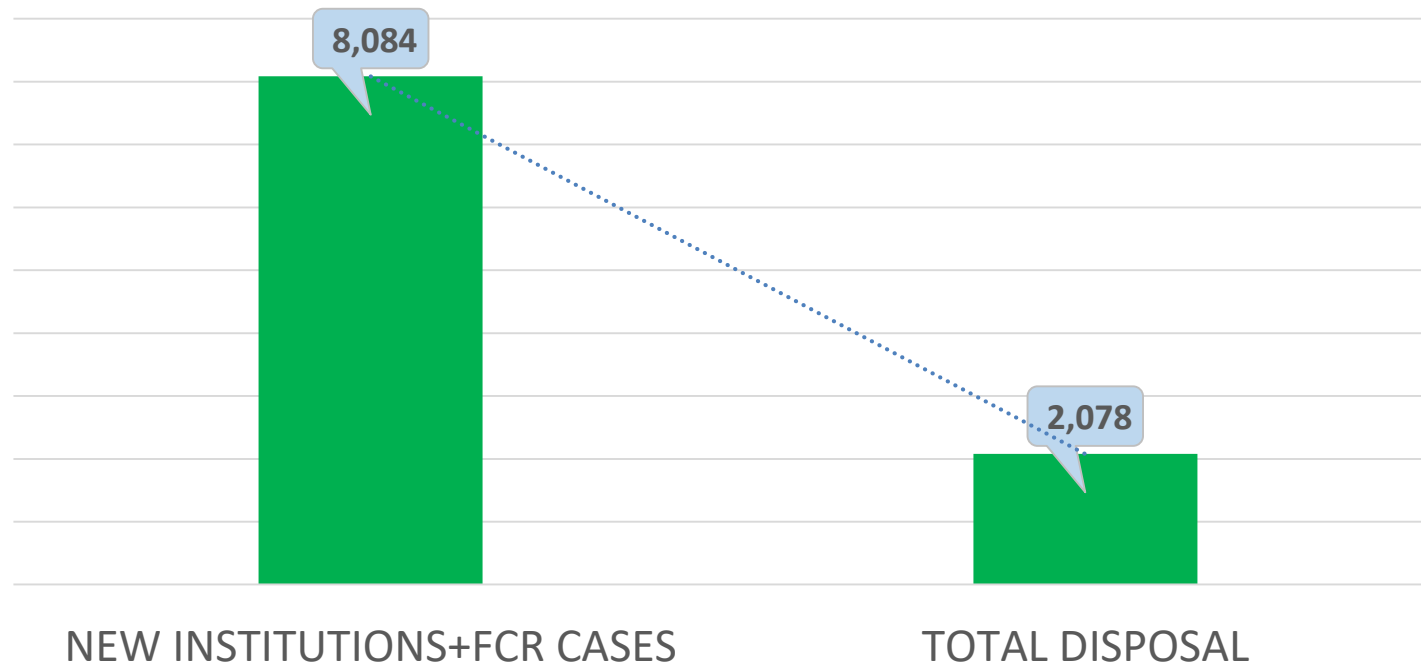


Transfers of Judicial Officers and Court Staff to NMDs in the month of February 2019 affected the performance.

## Newly Merged Districts (NMDs) Judicial Performance March 19 to August 19

Total Number of FCR cases Transferred to NMDs are **3780** in February 2019.

Institutions and Disposals from Mar 2019 to August 2019  
NMDs



Total Pendency Recorded in the End of August 2019 is **5506**

Performance Analysis of 1<sup>st</sup> Performance Year

1 <sup>st</sup> Performance Year Target	Initiatives Taken to Achieve The Target						
<ul style="list-style-type: none"><li>Target set for 1<sup>st</sup> Performance year was 25% reduce in the Pendency in the District Judiciary.</li><li>However 7% of the Target achieved in the District Judiciary.</li></ul>	<ul style="list-style-type: none"><li>Consultations in term of Workshops, Meetings and Online Video Conferences with the District Judiciary.</li><li>Notifications in term of 6% or above disposals over the Institutions for the district Judiciary.</li><li>Requested Provincial Government for creation of seats .</li><li>Requested Public Service Commission for recruitment of Civil Judges.</li><li>Under CMR, initially notification for 100 Cases Notifications</li><li>Through constant monitoring and planning later on 08 Disposals per court per month under Case Management Rules.</li><li>Regional Training were imparted to members of the BAR and Bench on CMR.</li><li>Creation of Data Analysis Wing (DAW) for assisting in decision and policy makings.</li><li>On the basis of feedback , time to time Unit Policy Scheme was reviewed for better implementation of the scheme.</li><li>Human Resource deficiency was overcome by filling the vacant post of ministerial staff in Transparent Manner.</li></ul>						
<div><p>Pendency Trend in District Judiciary of Khyber Pakhtunkhuwa excluding NMDs from September-18 to August-19- (Excluding NMDs)</p><table><thead><tr><th>Month</th><th>Pendency</th></tr></thead><tbody><tr><td>September 2018</td><td>204858</td></tr><tr><td>August 2019</td><td>192066</td></tr></tbody></table></div>	Month	Pendency	September 2018	204858	August 2019	192066	
Month	Pendency						
September 2018	204858						
August 2019	192066						

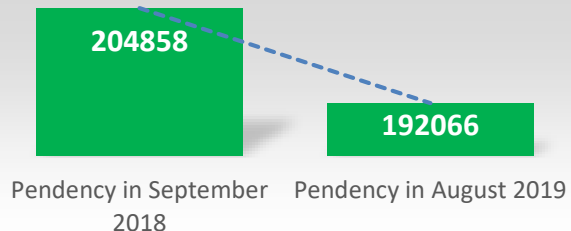


## Performance Analysis of 1<sup>st</sup> Performance Year

### 1<sup>st</sup> Performance Year Target

- Target set for 1<sup>st</sup> Performance year was 25% reduce in the Pendency in the District Judiciary.
- However 7% of the Target achieved in the District Judiciary.

Pendency Trend in District Judiciary of Khyber Pakhtunkhuwa excluding NMDs from September-18 to August-19- (Excluding NMDs)




### Factors for not achieving the Targets

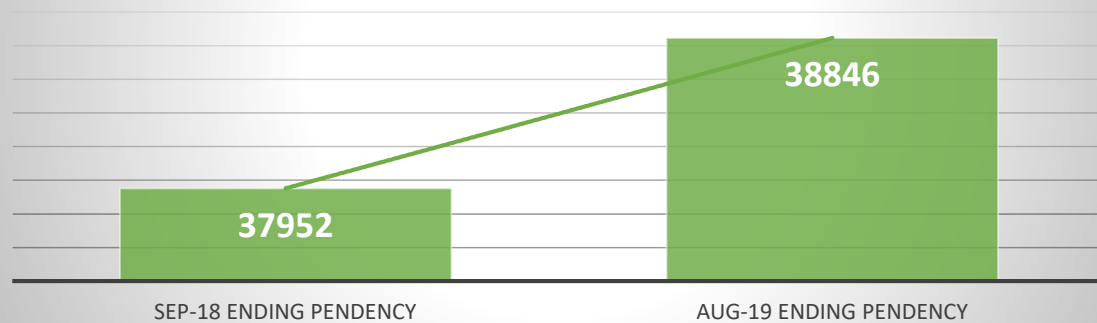
- Shortage of 40 AD&SJ and Failure on the part of ;Provincial Govt to sanctioned the vacancies despite of approved summary.
- Shortage of 87 CJs which could not be recommended by the provincial Public Service Commission, which have now been advertised for Exam on October 28. 2019.
- Transfer of Judicial Officers from Settled Districts to NMDs.
- Transfer and Posting of Judicial Officers within Settled Districts in case of need.
- Transfer of 03 AD&SJ to Child Protection Courts from the regular courts as Provincial Government did not approve the 34 positions for the child protection courts.

## ANNUAL PERFORMANCE OF PESHAWAR HIGH COURT (SEP 2018 – AUG 2019 )

### TOTAL INSTITUTION AND DISPOSAL DURING PERFORMANCE YEAR SEP 2018-AUG 2019



### Pendency Trend in Peshawar High Court and its Benches from Sep-2018 to Aug-19



### Institution and Disposal from September 2018 to August 2019, Pendency Trend in Peshawar High Court and its Benches

QUARTERS	MONTHS	INSTITUTION	DISPOSAL
QUARTE R 1	September-18	1,899	1,652
	October-18	2,633	3,351
	November-18	2,434	3,230
QUARTE R 2	December-18	2,771	2,237
	January-19	3,799	5,040
	February-19	2,431	2,350
QUARTE R 3	March-19	2,886	2,893
	April-19	2,795	2,437
	May-19	3,086	2,748
QUARTER R 4	June-19	2,002	2,464
	July-19	2,528	727
	August-19	1,740	683
<u>Grand Total</u>		<u>31004</u>	<u>29812</u>

- Institution increased due to NMDs establishment
- 15 Judges worked instead of 20 Judges in the High Court and its Benches



## Statement Showing Number of cases pertaining to Newly Merged Districts decided by and pending in Peshawar High Court, Peshawar and its benches since April 2019

S.NO	Stataion	Total Cases	Disposal	Pendency
1	Principal Seat	927	447	480
2	Abbottabad Bench	0	0	0
3	D.I Khan Bench	29	12	17
4	Mingora Bench	235	105	130
5	Bannu Bench	167	90	77
	<b><u>Total</u></b>	<b><u>1358</u></b>	<b><u>654</u></b>	<b><u>704</u></b>