



PESHAWAR HIGH COURT  
PESHAWAR



وَإِذَا حَكَمْتُمْ بَيْنَ النَّاسِ أَنْ تَحْكُمُوا بِالْعَدْلِ

And When You Judge Between People You Judge With Justice





PESHAWAR HIGH COURT  
PESHAWAR



# ANNUAL JUDICIAL PERFORMANCE OF PESHAWAR HIGH COURT AND DISTRICT JUDICIARY

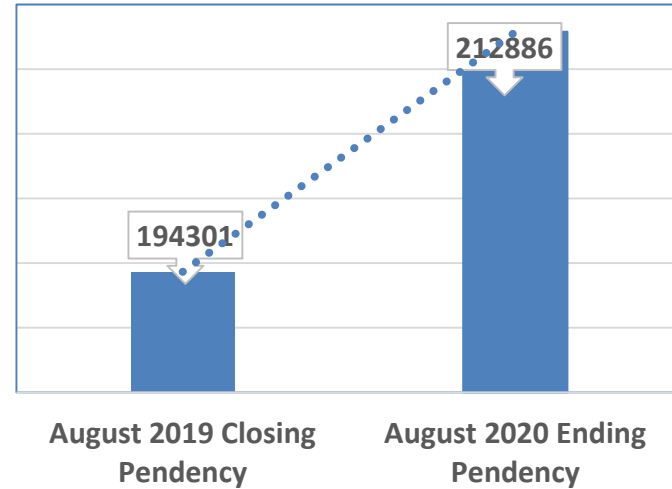
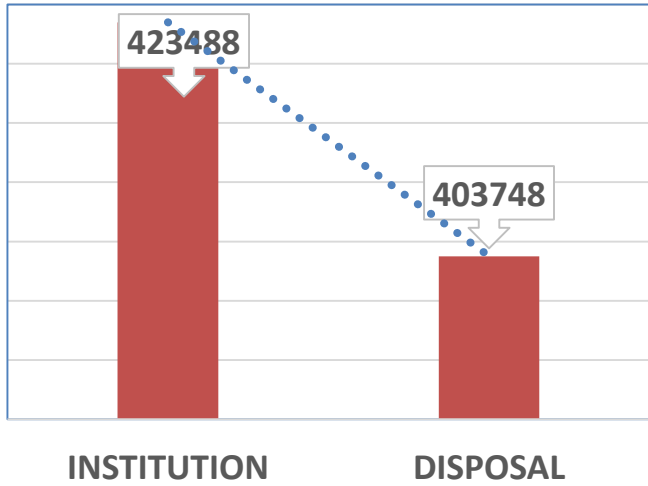
DURING

2nd PERFORMANCE YEAR  
(SEPTEMBER 2019- AUGUST 2020)

21-September-2020



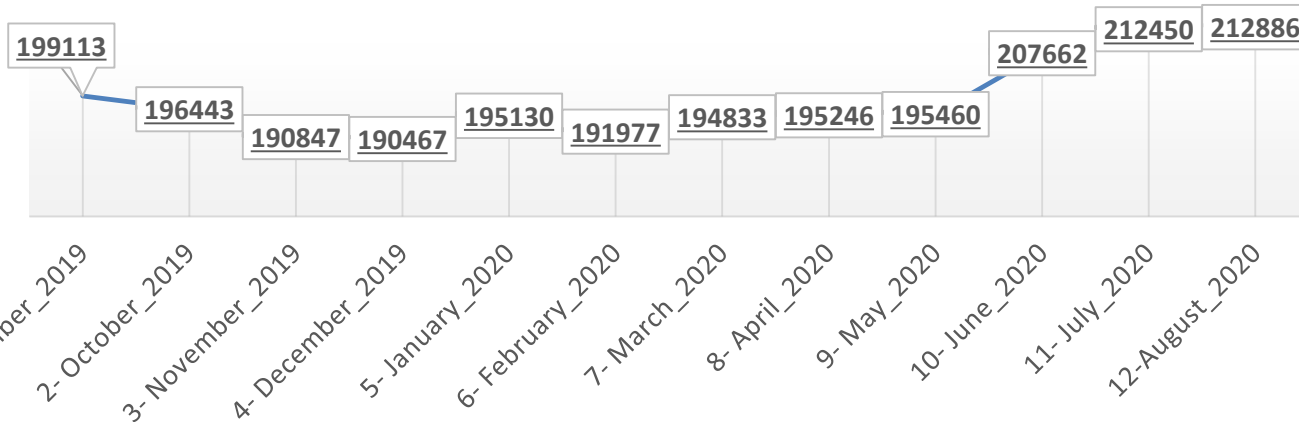
## ANNUAL PERFORMANCE OF DISTRICT JUDICIARY (SEP 2019-AUG2020) EXCLUDING NMDs



Institution and Disposal from September 2019 to August 2020, District Judiciary Khyber Pakhtunkhwa- Excluding NMDs

Quarter	Month	Institution	Disposal	Balance
Q1	1- September_2019	47771	43541	199113
	2- October_2019	48187	51977	196443
	3- November_2019	43925	49564	190847
Q2	4- December_2019	34261	34257	190467
	5- January_2020	37513	31433	195130
	6- February_2020	42891	46389	191977
Q3	7- March_2020	31300	29342	194833
	8- April_2020	10952	11244	195246
	9- May_2020	9774	10007	195460
Q4	10- June_2020	50080	35247	207662
	11- July_2020	47008	41929	212450
	12-August_2020	19826	18818	212886
<b>Total</b>		<b>423488</b>	<b>403748</b>	<b>212886</b>

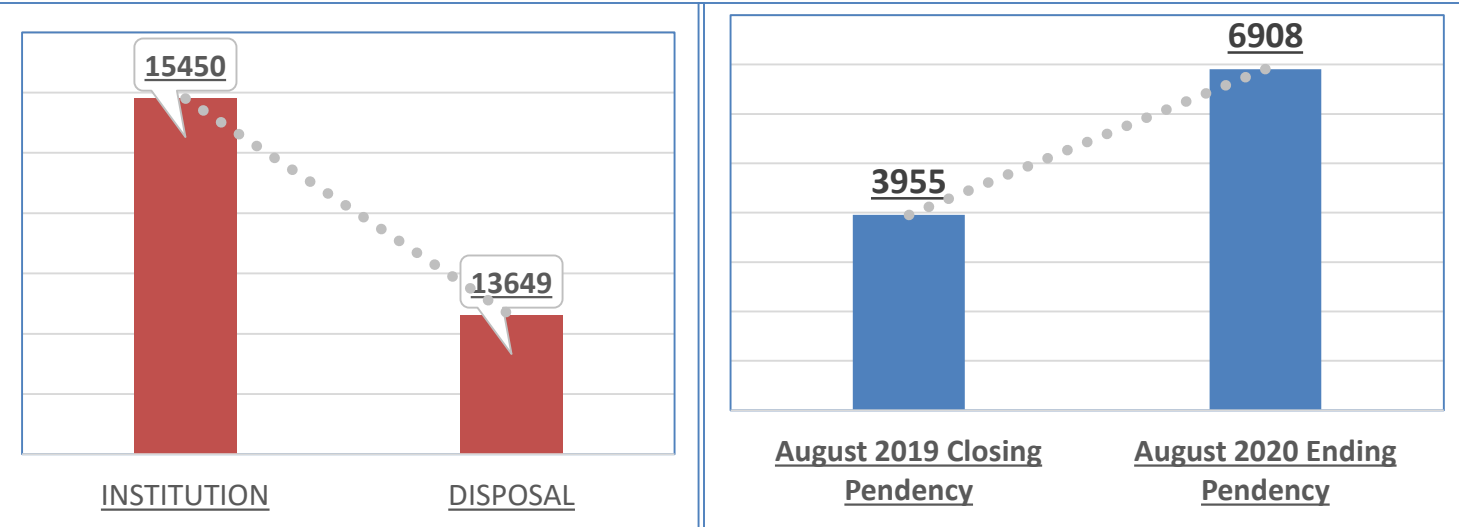
### Month Wise Pendency Trend excluding NMDs



Yellow highlighted cells are the affected months due to COVID-19, Strike Days and Summer Vacations.



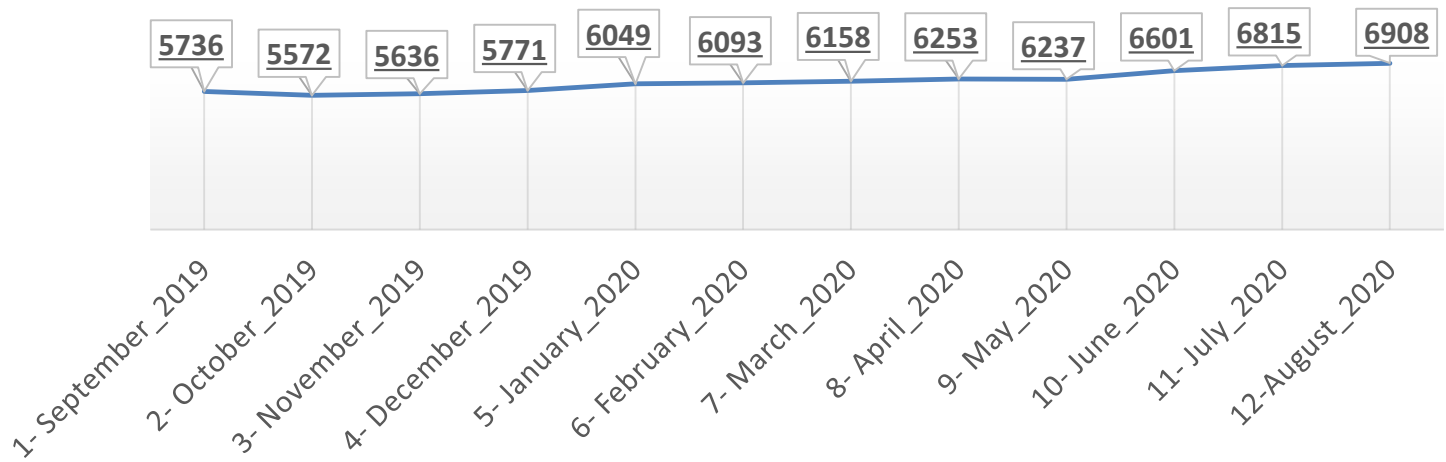
## ANNUAL PERFORMANCE OF DISTRICT JUDICIARY (SEP 2019-AUG2020) IN NMDS



Institution and Disposal from September 2019 to August 2020, In NMDS Khyber Pakhtunkhwa

Quarter	Month	Institution	Disposal	Balance
Q1	1- September_2019	1441	1098	5736
	2- October_2019	1578	1612	5572
	3- November_2019	1638	1526	5636
Q2	4- December_2019	1128	1096	5771
	5- January_2020	1032	674	6049
	6- February_2020	1604	1573	6093
Q3	7- March_2020	1111	1007	6158
	8- April_2020	595	469	6253
	9- May_2020	547	445	6237
Q4	10- June_2020	1771	1405	6601
	11- July_2020	2008	1849	6815
	12-August_2020	997	895	6908
<b>Total</b>		<b>15450</b>	<b>13649</b>	<b>6908</b>

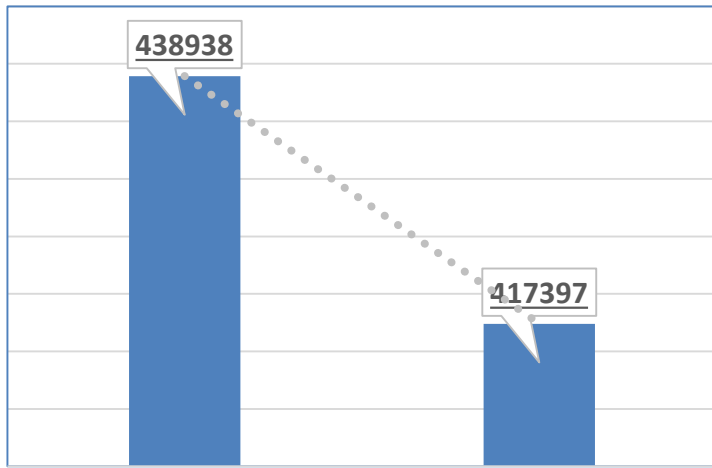
### Month Wise Pendency Trend in NMDs



**Yellow highlighted cells are the affected months due to COVID-19, Strike Days and Summer Vacations.**

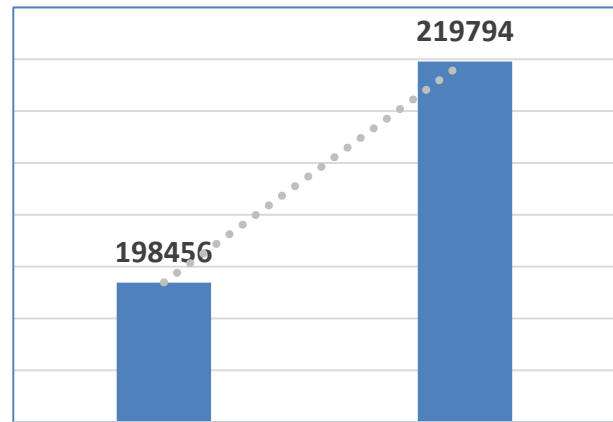


## COMPLETE ANNUAL PERFORMANCE OF DISTRICT JUDICIARY (SEP 2019-AUG2020)



INSTITUTION

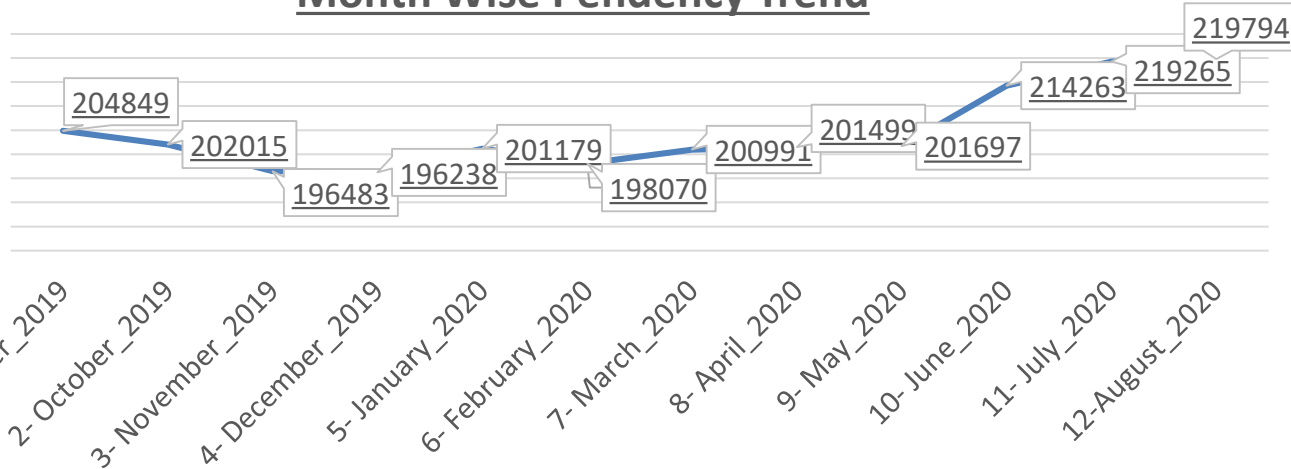
DISPOSAL



August 2019 Closing Pendency

August 2020 Ending Pendency

### Month Wise Pendency Trend



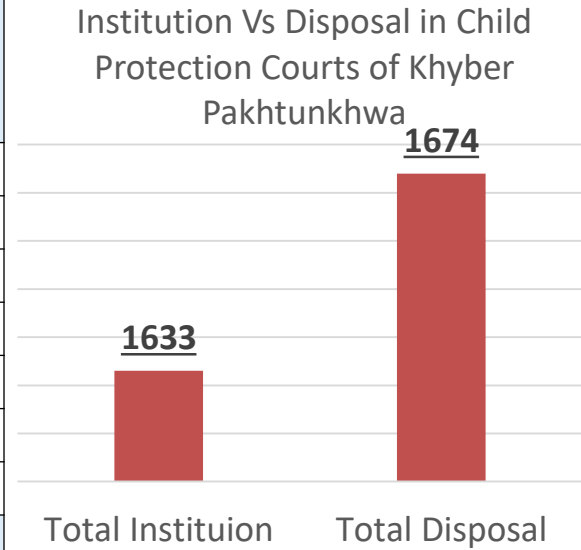
Institution and Disposal from September 2019 to August 2020, District Judiciary Khyber Pakhtunkhwa				
Quarter	Month	Institution	Disposal	Balance
Q1	1- September_2019	49212	44639	204849
	2- October_2019	49765	53589	202015
	3- November_2019	45563	51090	196483
Q2	4- December_2019	35389	35353	196238
	5- January_2020	38545	32107	201179
	6- February_2020	44495	47962	198070
Q3	7- March_2020	32411	30349	200991
	8- April_2020	11547	11713	201499
	9- May_2020	10321	10452	201697
Q4	10- June_2020	51851	36652	214263
	11- July_2020	49016	43778	219265
	12-August_2020	20823	19713	219794
<b>Total</b>		<b>438938</b>	<b>417397</b>	<b>219794</b>

**Yellow highlighted cells are the affected months due to COVID-19, Strike Days and Summer Vacations.**



**Child Protection Courts Performance in District Judiciary of Khyber Pakhtunkhwa during September 2019 to August 2020**

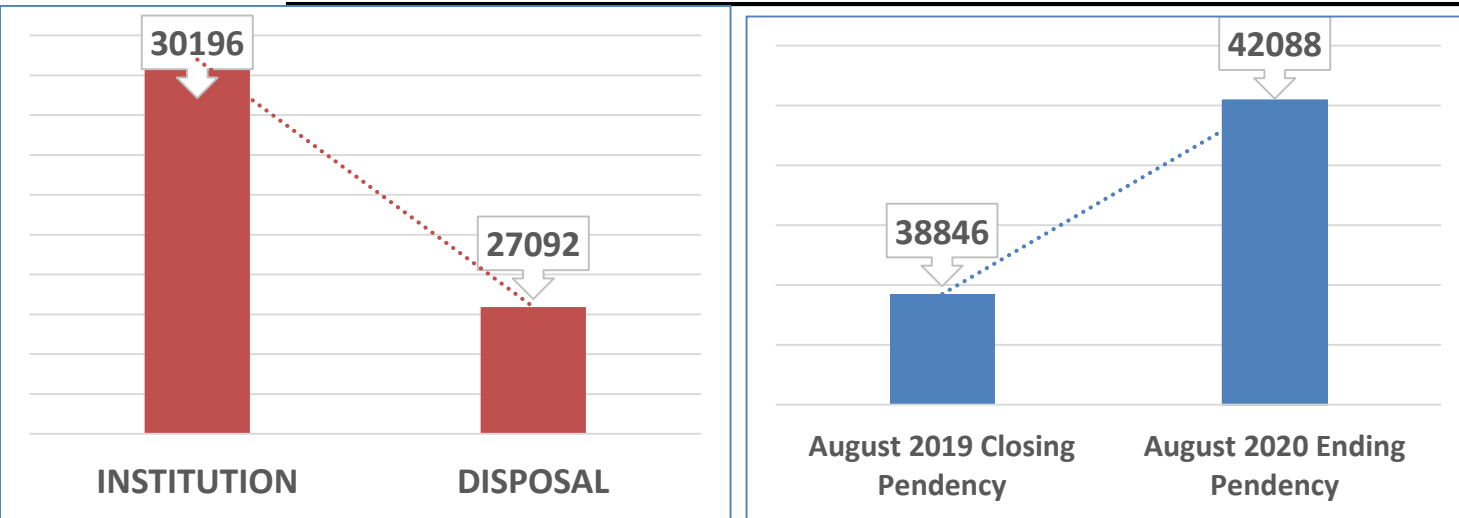
District	Y2-Q1		Y2-Q2		Y2-Q3		Y2-Q4		Total Institution	Total Disposal	Balance
	Ins	Dis	Ins	Dis	Ins	Dis	Ins	Dis			
Peshawar	146	162	107	153	40	88	73	121	366	524	128
Abbottabad	28	91	131	65	17	6	109	90	285	252	143
Mardan	182	195	75	66	16	18	108	87	381	366	203
Swat							35	21	35	21	346
DIKhan							80	127	80	127	290
Bannu							410	267	410	267	244
Kohat							82	76	82	76	320
<b>-</b>	<b>356</b>	<b>448</b>	<b>313</b>	<b>284</b>	<b>73</b>	<b>112</b>	<b>897</b>	<b>789</b>	<b>1639</b>	<b>1633</b>	<b>1674</b>







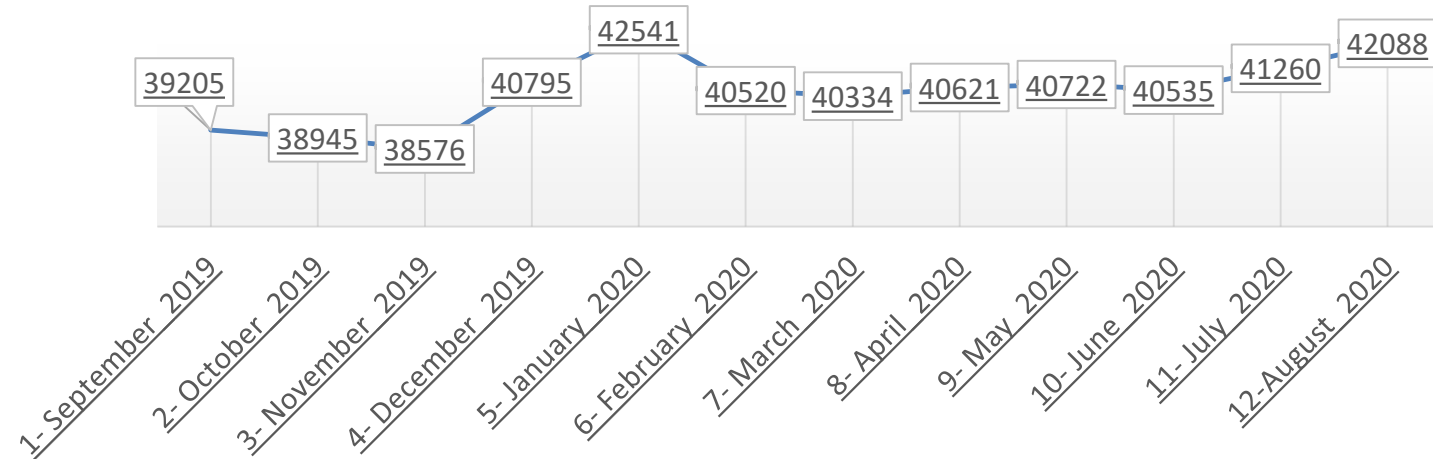
## ANNUAL PERFORMANCE OF PESHAWAR HIGH COURT (SEP 2019-AUG2020)



Institution and Disposal from September 2019 to August 2020, IN PESHAWAR HIGH COURT

Quarter	Month	Institution	Disposal	Balance
Q1	1- September_2019	2623	2264	39205
	2- October_2019	3161	3421	38945
	3- November_2019	2777	3151	38576
Q2	4- December_2019	3776	1529	40795
	5- January_2020	3577	1831	42541
	6- February_2020	2948	5130	40520
Q3	7- March_2020	2493	2679	40334
	8- April_2020	1565	1278	40621
	9- May_2020	1055	954	40722
Q4	10- June_2020	2132	2319	40535
	11- July_2020	2474	1749	41260
	12-August_2020	1615	787	42088
<b>Total</b>		<b>30196</b>	<b>27092</b>	<b>42088</b>

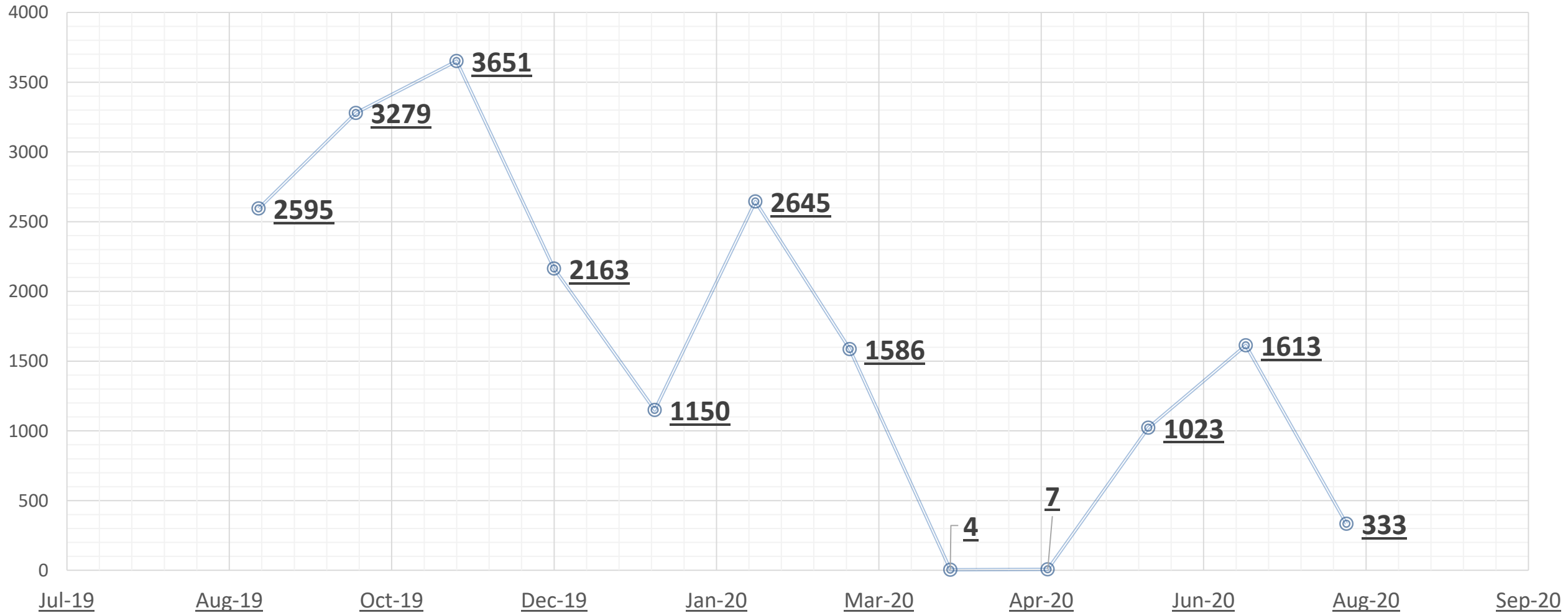
### Month Wise Pendency Trends



**Yellow highlighted cells are the affected months due to COVID-19, Strike Days and Summer Vacations.**

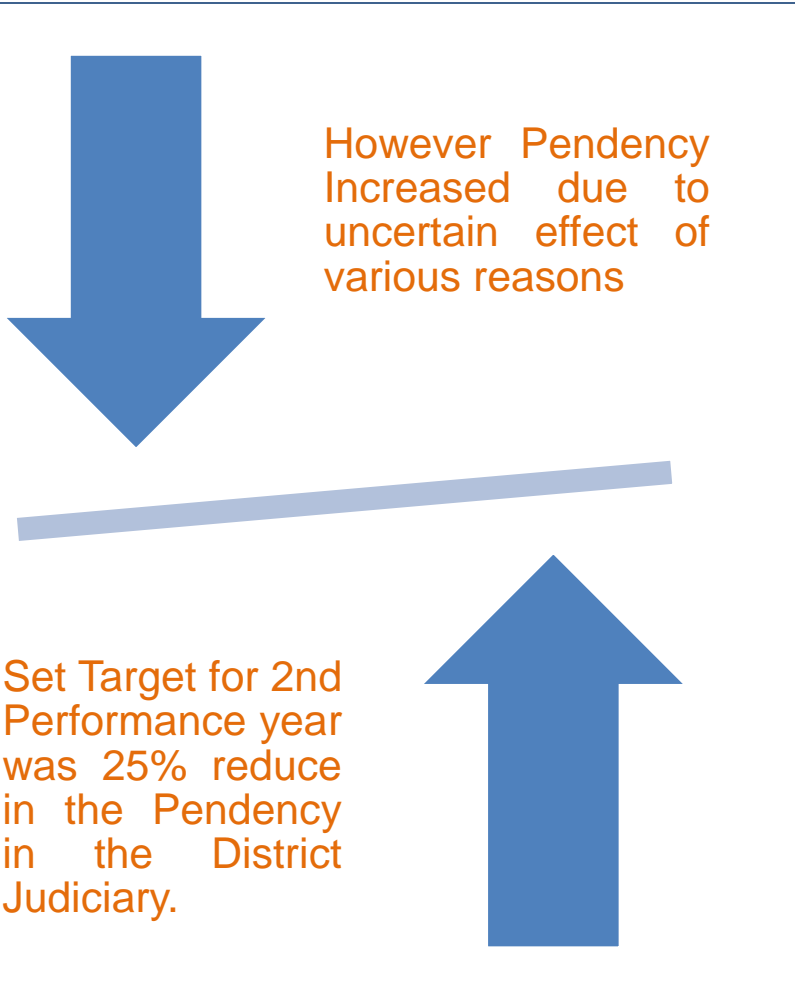


## Statement Showing Data Received from Districts for the Disposal of Cases by Application of Management Rules C.P.C 2018,





## Performance Analysis of 2nd Performance Year and PHC Initiatives



### Recruitments

- Human Resource deficiency was overcome by filling the vacant post of ministerial staff in Transparent Manner.

### Consultations

- Consultations in term of Workshops, Meetings and Online Video Conferences with the District Judiciary.
- Meetings with BARs


### Capacity Building

- Organized Trainings with District Judiciary on Child Protection Laws, Court Staff Recruitment Rules, Gender Based Violence Laws.

### Active Courts During Covid-19


PHC Developed SOPs for Courts during Covid-19  
Hon'ble Chief Justice and other Hon'ble Justices visited to District Judiciary for observing implementation of SOPs

## Performance Analysis of 2nd Performance Year and PHC Initiatives



However Pendency Increased due to uncertain effect of various reasons

Set Target for 2nd Performance year was 25% reduce in the Pendency in the District Judiciary.



### Establishment of Child Protection Courts

- PHC established Child Protection Courts in All Divisional Head Quarter. And Mohmand Districts

### Reduces Summer Vacations

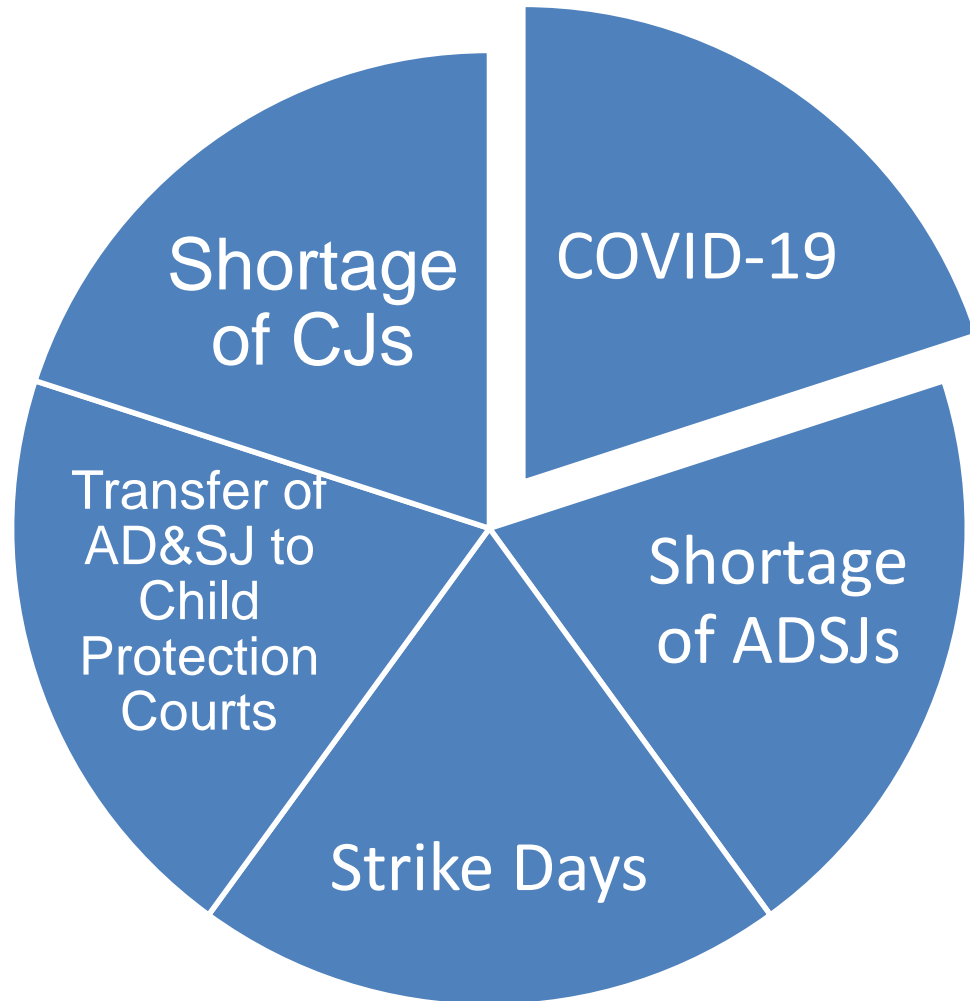
- To clear the backlog of Cases, affected during Covid-19 Public Holidays, Summer Vacation were reduced.

### Establishment of Virtual Courts

- Virtual Courts Established in 04 benches (08) Principal Seats.
- Drafted SOPS for establishment of Virtual Courts in District Judiciary
- Virtual Desks also established Darul Qaza Swat and Chitral Branch Registry
- Virtual Court Room also established in PHC for Advocate to connect with Darul Qaza Swat.
- Established Branch Registry for the PHC and Benches for remotely Institution and Copying Branch.

**Factors affected 2nd Performance**

**Year**



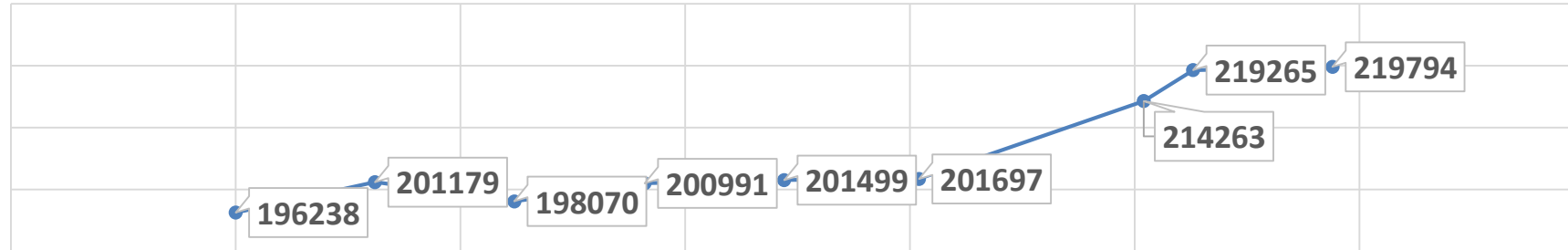
- Shortage of **22** AD&SJ and more than **100** CJs.
- Transfer of 03 AD&SJ to Child Protection Courts from the regular courts
- KP Narcotics ACT, 2019: Additional Burdon on existing Judges.

**Affects of Strikes Days and COVID-19 Outbreak on Judicial Performance Khyber Pakhtunkhwa**

<b>Dec-19</b>	08 Strike Days were Observed in district judiciary due to different reasons
<b>Jan-20</b>	24 Strike Days were Observed from Bar Council for opposing the amendments in CPC and CNSA.
<b>Feb-20</b>	01 Day Strike was Observed
<b>Mar-20</b>	Government Public Holidays due to Covid -19 started from 14 March, 2020
<b>April 2020</b>	Full Month Government Public Holidays due to Covid -19
<b>May 2020</b>	Full Month Government Public Holidays due to Covid -19
<b>August 2020</b>	Summer Vacations in District Judiciary and PHC

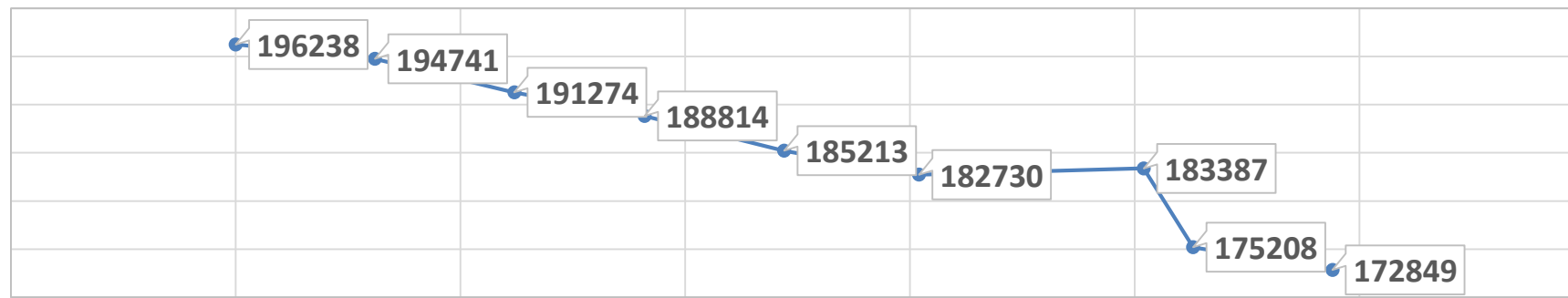


Actual Pendency-Affects of Covid-19 and Strikes



Oct-19 Dec-19 Jan-20 Mar-20 Apr-20 Jun-20 Aug-20 Sep-20

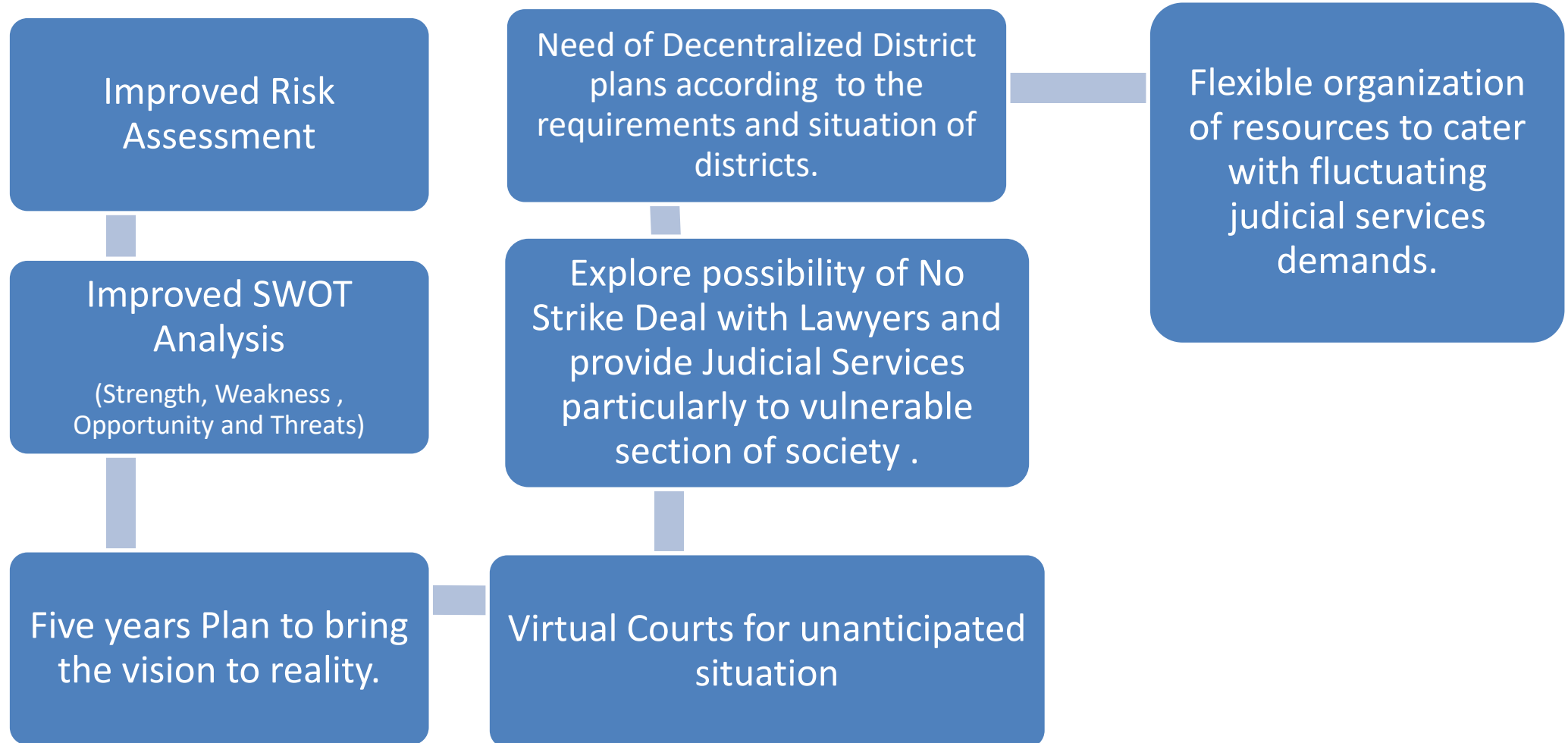
Normal Operations (If in case no Strike Days and Covid-19)



Oct-19 Dec-19 Jan-20 Mar-20 Apr-20 Jun-20 Aug-20 Sep-20

**Comparison of Actual with Extra-Polated Pendency**

# Lessons Learned for Future Way Forward





PESHAWAR HIGH COURT  
PESHAWAR



*Thank  
You*